

PRODUCT DESCRIPTION

Bollards are popular architectural ground lighting fixtures available in a flat or dome shaped top. These fixtures are retrofitted with high-output LED light engines designed, engineered and assembled in USA, and offered in multiple color temperatures. Suitable for: Pathways, walkways, building exteriors, parks, schools and university campuses, public transit and airports, and a variety of other outdoor lighting applications.

FEATURES

- Energy efficient LED light engine offers high lumen output as well as high efficacy
- IP65 Rated
- Replaces HID lighting systems up to 75W
- Multiple color temperatures available
- 5 Year Warranty

PERFORMANCE RATINGS AND CERTIFICATIONS

Conforms to UL 1598, UL SUB 1598C, Certified to CSA C22.2 No. 250.0 and CSA C22.2#250.13

ELECTRICAL RATINGS AND OPERATING CONDITIONS

Voltage: 120 - 277VAC, 50/60 Hz.;
480VAC (optional)

Dimming: 0-10V dimming

Power Factor: >0.9

Total Harmonic Distortion: < 20%

Operating Environment: -40°C to 50°C

WARRANTY

5 Year Standard Warranty Limited



BOD
BOLLARD
DOME TOP



BOF
BOLLARD
FLAT TOP



BOS
BOLLARD
SQUARE

HOUSING SPECIFICATIONS

Material / Finish : Extruded aluminum housing with flush mounting base & vandal-resistant screws, available in Bronze or Black powder coat finish over chromate conversion coating.

Mounting options available: Mounting Kit with three 4", 8", 12" or 15" anchor bolts; aesthetic base plate.

Dimensions (L x W x H): 7.00" x 7.00" x 41.25" (BOD); 7.00" x 7.00" x 41.625" (BOF); 7.00" x 7.00" x 41.375" (BOS)

Weight: 17.2 lbs. (BOD), 17.80 lbs. (BOF), 17.80 lbs. (BOS)

PERFORMANCE SUMMARY

Size Lumen Output (Wattage):

BOD	}	4500 (35W)
BOF		
BOS		

Lumens per Watt: 128

CRI-Minimum: >70

CCT: 3000K ,4000K ,5000K

Watts: 35W

Optical Distribution: 120° Beam Angle available in Type 5 and Type 3 distribution patterns

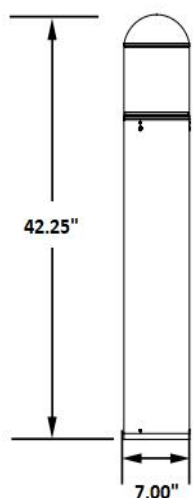


LED BOLLARDS

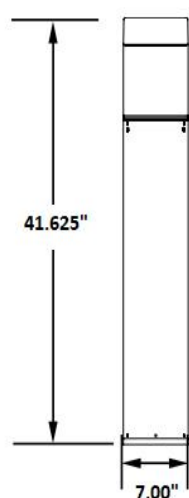
ORDERING MATRIX

Example: AM-BOF-H021-35W-50K-MT-010V-AB12-T5


Family	Product	Wattage	Color Temp	Voltage	Options	Mounting	Optical Distribution
AM = Assembled in USA	BOD BOF BOS	H021-35W	30K = 3000K 40K = 4000K 50K = 5000K CC-[specify CCT value in K] = Custom Color Temp (choose from 2700K-6500K)	MT = 120-277VAC HV= 277-480VAC	SRG1 = Surge Protection 120-277VAC SRG2 = Surge Protection 480VAC EM = Emergency Battery Backup 010V = 0-10V Dimming GL = Clear Prismatic Glass Reflector (Standard) CQ = LED Cone Reflector LQ = Louvers BLK = Black Finish (Bronze is standard) None = (Leave blank or skip)	AB4 = Mounting Kit with 4" Anchor Bolts AB8 = Mounting Kit with 8" Anchor Bolts AB12 = Mounting Kit with 12" Anchor Bolts AB15 = Mounting Kit with 15" Anchor Bolts ABP = Aesthetic Base Plate	T5 = Type 5 T3 = Type 3



BOD
BOLLARD DOME TOP




BOF
BOLLARD FLAT TOP



BOS
BOLLARD SQUARE



Clear Prismatic
Glass Reflector



LED Cone Reflector



Louvers

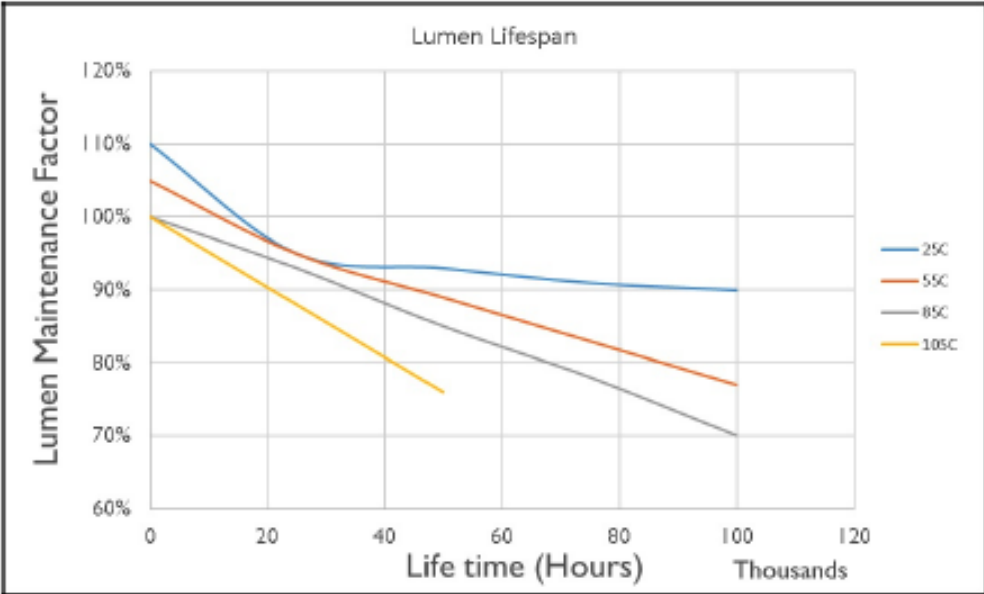


Mounting Kit
with anchor bolts



Aesthetic Base Plate
(11.50" Dia. x 1.50" H)

Lumen Performance



Lumen Maintenance Factors (B Drive)					
TJ (Junction Temp)	INITIAL LMF	25K HR PROJECTED LMF	50K HR PROJECTED LMF	75K HR PROJECTED LMF	100K HR PROJECTED LMF
25°C	1.10	0.95	0.93	0.91	0.90
55°C	1.05	0.95	0.89	0.83	0.77
85°C	1.00	0.93	0.85	0.78	0.70
105°C	1.00	0.88	0.76	N/A	N/A

Lumen Multiplier	
AMBIENT TEMPERATURE	LUMEN MULTIPLIER
10°C	1.032
15°C	1.021
25°C	1.000
40°C	0.968
50°C	0.946

Each temperature has an independent initial value. In accordance with IESNA TM021011, Projected Values represent interpolated value based on time durations that are within six times (6X) the IESNA LM-80-08 total test duration (in hours) for the device under testing (DUT) i.e. the packaged LED chip). In accordance with IESNA TM-21- 11, Calculated Values represent time durations that exceed six times (6X) the IESNA LM-80-08 total test duration (in hours) for the device under testing (DUT) i.e. the packaged LED chip)