

### PRODUCT DESCRIPTION

The LED Canopy 2 (CP1V1) is a large surface mounted LED light ideal for illuminating gas stations, airport terminals, parking structures etc. These fixtures feature a sleek aluminum body with a prismatic polycarbonate lens. These fixtures are IP65 rated, suitable for Wet locations.



### FEATURES

Long life, low maintenance, and high efficiency

Easy to install

IP65 Rated

5 Year Warranty

### KIT INFORMATION

**Finish:** White

**Mounting:** Surface mounting

**Dimensions:** 14.96" x 14.96" x 3.30"

### PERFORMANCE RATINGS AND CERTIFICATIONS

UL, cUL, DLC

### PERFORMANCE SUMMARY

**Lumens:** 16060

**Lumens per Watt:** 107

**CRI-Minimum:** >80

**CCT:** Cool White (5700K)

**Watts:** 150W

**Operating Environment:** -20°C to 45°C

**Optical Distribution:** 120° Beam Angle

### ELECTRICAL SYSTEM CHARACTERIZATIONS

**Voltage:** 120 - 277VAC, 50/60 Hz

**Dimming:**

**Power Factor:**  $\geq 0.9$

**Total Harmonic Distortion:**  $\leq 20\%$

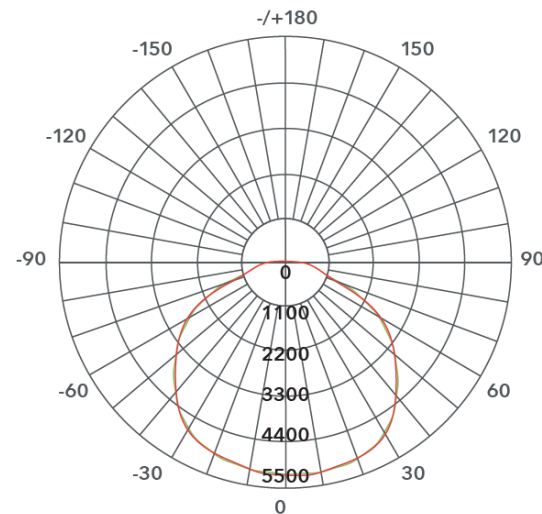
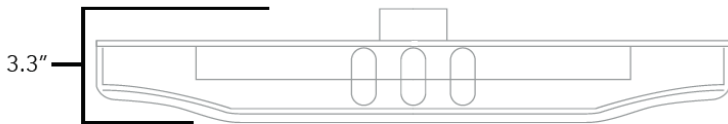
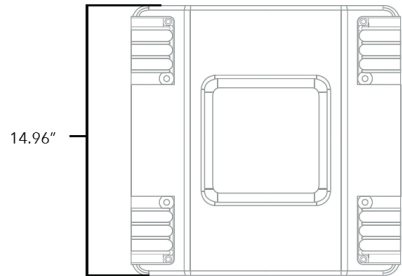
### WARRANTY

5 Year Standard Warranty Limited

## ORDERING MATRIX

Example: ST-CP2V1-150W-CW-MT

Family	Product	Watts	Color Temp	Voltage
ST	CP2V1 = LED Canopy 2	150W	CW = Cool White (5700K)	MT = 120-277VAC 50/60 Hz



— C0/180 58.9,58.9  
— C90/270 58.1,59.1

Flux out: 12158lm

1m	1511,51161x	311.68cm
2m	377.8,12791x	623.36cm
3m	167.9,568.41x	935.03cm
4m	94.44,319.71x	1246.71cm
5m	60.44,204.61x	1558.39cm
6m	41.97,142.11x	1870.07cm
7m	30.84,104.41x	2181.75cm
8m	23.61,79.931x	2493.42cm
9m	18.66,63.161x	2805.10cm
10m	15.11,51.161x	3116.78cm