

**GENPRO**  
ADVANCED TECHNOLOGIES



## **Wall Mounted UVC Sterilizer**

Portable 253.7 nm Ultraviolet Disinfection  
Kills Viruses, Bacteria, Fungi & More

## Wall Mounted UVC Sterilizer



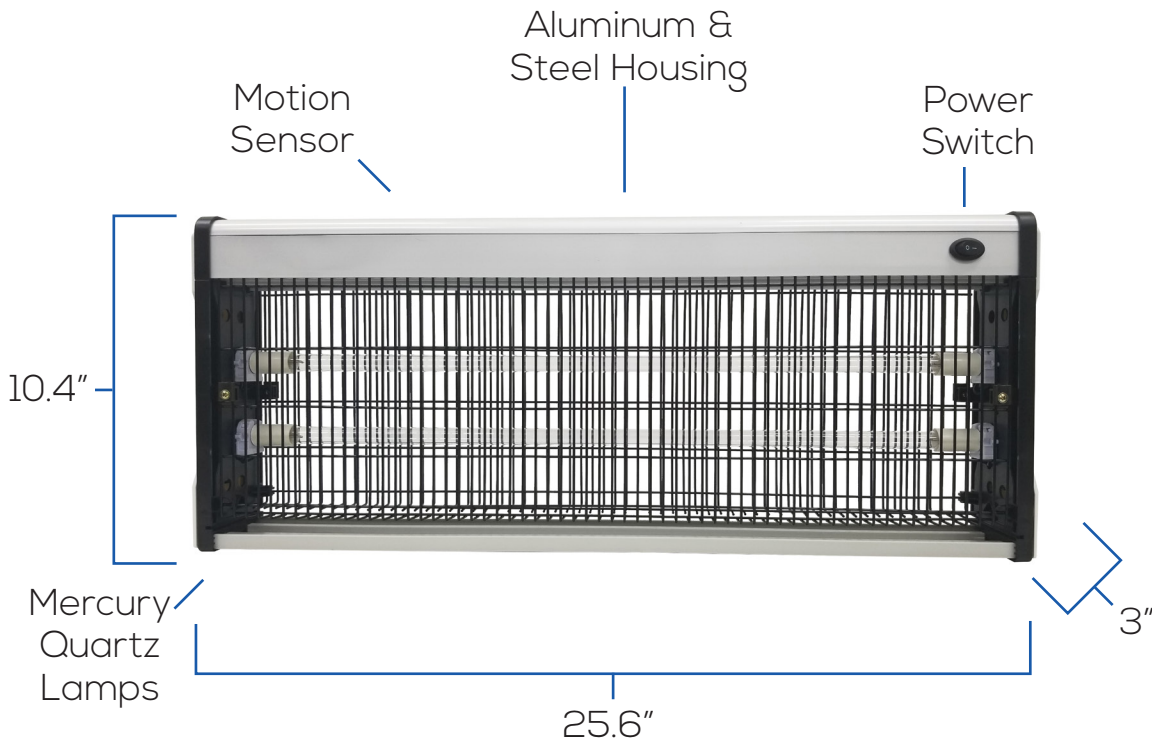
Disinfect in 15-60 min



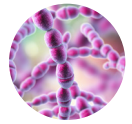
The Centers for Disease Control and Prevention (CDC) recommends a UV lamp intensity of  $40 \mu\text{W}/\text{cm}^2$  at the center of the work area to ensure surface decontamination.



# Wall Mounted UVC Sterilizer



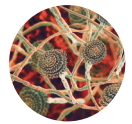
## UVC Kills



Viruses



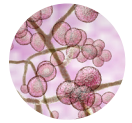
Bacteria




Fungi



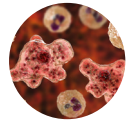
Mold



Yeast



Algae



Amoebas



Allergens



27.6" Hanging Chain


## FEATURES

1. Clinically proven to eliminate 99.9% of all viruses, bacteria, fungi, mold, yeast, algae, amoebas, and other germs and allergens within seconds of 253.7 nm UVC exposure.
2. Can be programmed and set via remote control.
3. A motion sensor deactivates the lamp when it detects movement within 16 feet.
4. Contact-free disinfection reduces the chance of human error and cross-contamination.
5. Hypoallergenic sanitizing does not leave irritants or toxic chemicals behind.
6. Reduces the need to buy and handle corrosive cleaners. (Does not replace soap/water)

## SPECIFICATIONS

(CE, RoHS Pending)

|                  |                                     |
|------------------|-------------------------------------|
| Model:           | Wall Mounted UVC Sterilizer         |
| Size:            | 25.6"(L) x 10.4"(W) x 3"(D) 4.3 lbs |
| Power:           | 40W                                 |
| Voltage:         | AC110 - 130V                        |
| UV Strength:     | ≥150 μW/cm <sup>2</sup> (at 3.5 ft) |
| Effective Range: | ~550 ft <sup>2</sup>                |
| UVC Wavelength:  | 253.7 nm                            |
| UVC Lamp:        | Mercury Quartz                      |
| Bonus Features:  | Motion Detector, Remote             |
| Bulb Lifespan:   | ≥8,000 hours                        |
| Remote Range:    | 32 ft                               |



## TIPS & SAFETY

- To maximize effectiveness, ensure the room to be disinfected is clear of debris
- Take care to avoid direct or prolonged exposure of UVC to skin and eyes
- Extend disinfection time if your room temperature is above 104° F or below 68° F to ensure adequate exposure
- Clear area of people, plants and animals
- Can be used near food, tests have not shown any loss in quality or nutrition
- If the lamp breaks use a wet paper towel to clean up, and do not inhale
- As distance from a subject is increased, exposure time should be prolonged

## INSTRUCTIONS

Make sure the device is plugged into a grounded outlet. The fixture should be turned on with the power switch located on the front of the housing before being remote controlled.

| Area                 | Disinfect Time |
|----------------------|----------------|
| ~225 ft <sup>2</sup> | 15 minutes     |
| ~325 ft <sup>2</sup> | 30 minutes     |
| ~550 ft <sup>2</sup> | 60 minutes     |

### Remote Operation:

1. Press the "ON/OFF" button on the remote to get the fixture ready for activation.
2. Press the button for a "15 min", "30 min", or "60 min" cycle.
3. Leave the area immediately.
4. When the cycle is complete the light shuts off automatically.

**Motion Sensor:** The sensor automatically stops the UV light cycle if motion is detected within 16 feet. Once the area is clear of heat and movement, then the cycle will resume. It is best to run this device after business hours as the last person is leaving.